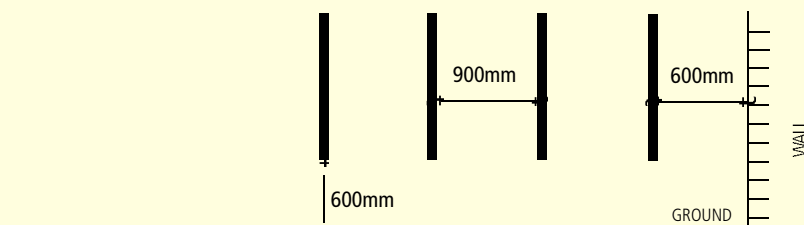
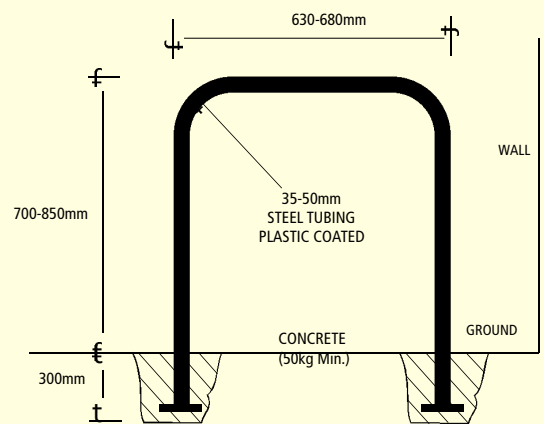
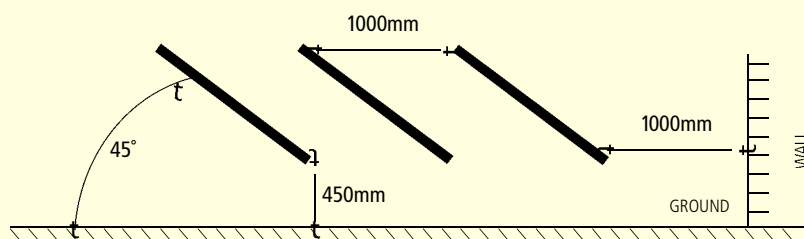


# GUIDELINES

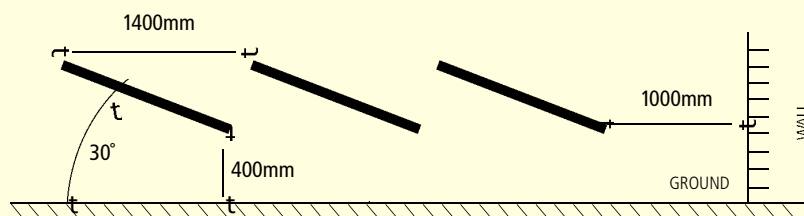
It is essential that stands are installed and spaced correctly. Please follow these guidelines. Bolt down cycle stands are suitable for use only on solid concrete surfaces and should be secured with 12mm expansion-bolts (not provided).



ARRANGEMENT PARALLEL TO WALL (As viewed from above)



ARRANGEMENT AT 45° TO WALL (As viewed from above)



ARRANGEMENT AT 30° PARALLEL TO WALL (As viewed from above)

Charity number: 1077575 • Company number: 3836786



# TAKE A STAND FREE Cycle Stands for your organisation



The CREATE Centre, Smeaton Road, Bristol, BS1 6XN  
Tel : 0117 353 4580 • Fax : 0117 353 4586  
e-mail: post@lifecycleuk.org.uk



[www.lifecycleuk.org.uk](http://www.lifecycleuk.org.uk)



