



Take a Stand

Application form for organisations based in Bristol, South Gloucestershire or North Somerset

Voluntary sector groups, schools, small businesses, parish councils, churches and surgeries can get free cycle parking stands under the Take a Stand scheme run by Life Cycle UK and supported by Bristol City Council, South Gloucestershire and North Somerset Councils.

Up to four stands – that's parking for eight bikes – are available per applicant. You must install them on your own property (you can't dig up the pavement!) in a location agreed with Life Cycle UK.

Good cycle parking tells the world that you're an environmentally-friendly organisation and it's a proven way of deterring cycle theft. To apply simply complete this form and return it to Life Cycle UK.

1. YOUR ORGANISATION

Name of organisation making this application _____

Address of organisation _____

_____ Postcode _____

Name of contact _____

Position _____ Daytime phone number _____

Mobile phone _____ e-mail _____

2. DELIVERY ADDRESS

Where would you like us to deliver your bike stands?

Address _____

_____ Postcode _____

Any special instructions for the delivery person? _____

3. PLANNING ISSUES

We cannot give you free stands if their provision forms part of any planning application. You may not be able to install cycle stands near a listed building or in a conservation area.

We do not have to install cycle parking as a planning requirement.

We will not install the stands near a listed building or in a conservation area.

4. TYPE OF ORGANISATION

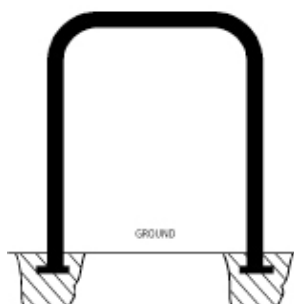
We give priority to small, not-for-profit organisations and community enterprises. However, larger organisations may still apply. What sort of organisation is yours?

- Community group or voluntary sector
- Church or place of worship
- Small business or co-op
- Larger organisation (more than 50 employees)
- Surgery or medical practice
- Other (please provide details)

5. FREE STANDS

The Take a Stand scheme provides 'Sheffield' type cycle stands. Each stand holds up to two bikes. Cyclists lean their bikes against the stand and secure them using their own D-lock or cable lock. There are two different types of stand (see below). If you are not sure which sort you require, please contact Life Cycle and we will advise you.

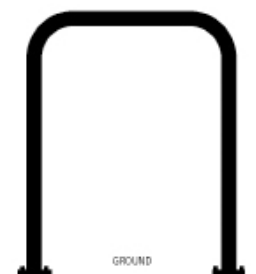
How many stands do you want? (Maximum of four free of charge)



Sink in fixing: one two three four

These stands are suitable for all surfaces including tarmac, block paving, slabs or other, similar surfaces. Two holes are dug and the posts of the stand are concreted into position. This is the most popular type of stand.

OR, ALTERNATIVELY



Bolt down fixing: one two three four

These stands are only suitable for smooth, solid **concrete** surfaces. You cannot bolt stands onto any other surface. The stands are fastened down using 12mm expansion bolts (not supplied).

Remember! The maximum number you may apply for is a total of **four** stands.

6. ADDITIONAL STANDS


You may purchase additional stands from us and they will be delivered along with your free stands. They cost **£75** each including delivery. Please make your cheque out to **Life Cycle UK** and enclose it with this form.

We wish to purchase _____ (number) stands at £75 each. Total price £ _____

- Sink in type
- Bolt down type

7. YOUR CYCLE PARKING SCHEME

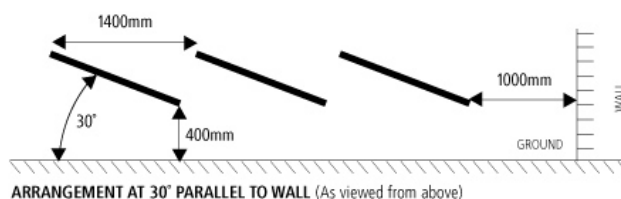
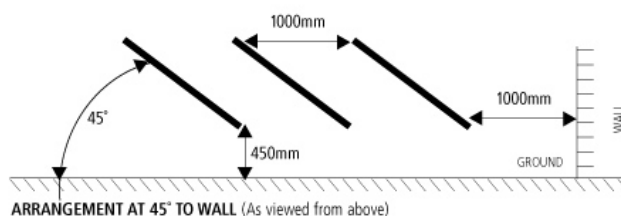
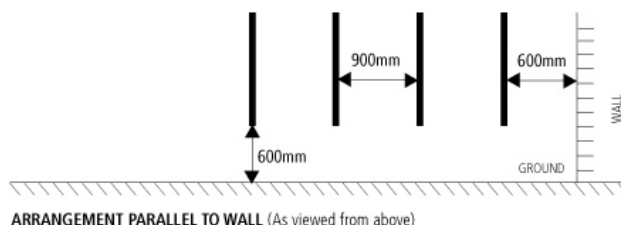
Where do you propose to site your stands? (Please provide a diagram)



Why is this a good location? _____

8. INSTALLING THE STANDS

The Take a Stand scheme provides the cycle stands free of charge, But you, the recipient, are responsible for getting them installed. We may be able to help by recommending a contractor. It is absolutely essential that stands are installed and spaced correctly. Please follow these guidelines. Bolt down cycle stands are suitable for use only on solid concrete surfaces and should be secured with 12mm expansion-bolts (not provided).



- Please tick this box to say that you will follow these guidelines when installing your stands.

FINALLY... Complete all parts of the application form and return it to Life Cycle UK. If you need help or have any problems filling out the form please contact us. If you want confirmation that your application has been received please include a stamped, addressed envelope. If you are purchasing stands remember to include your cheque made payable to Life Cycle UK.

WHAT HAPPENS NEXT ... We aim to process all applications within one month – but we are a small charity and demand for stands can be overwhelming. So, please be patient! We will contact you as soon as possible and let you know whether your application has been successful.

We deliver quarterly or you may be able to collect your stands if you need them urgently. Please phone us if you would like to arrange collection. When we supply your stands we give you three months to install them in the location you have told us about. If you do not install them, correctly, by the agreed date you must return the stands to us or we will invoice you for the full cost.